

# SHOWEAST

2019 SIGNAGE PACKAGE

Artwork Submission: September 23, 2019

**Luster Gallerie:** The Luster Gallerie is a 10,000 square foot public area where the ShowEast Convention and Expo Registration desks will be located.

Sparkle Ballroom West: Graphics Above the Entrance Doors



#1 (LEFT): 153"Wx 54"H



#2 (CENTER): 153"W x 54"H



#3 (RIGHT): 152"W x 54"H



Production, Installation, Freight Cost:      \$1,600 each

Ocean Promenade Ballroom West: Graphics Above the Entrance Doors



(1) Space Available - 193"W x 54"H  
Production, Installation, Freight Cost: \$1,900

Luster Gallerie Column Graphics: Located Across from Ocean Promenade Ballroom West on the way to Versailles Hallway



5 Columns with 4 Spaces per Column - 20 Total Spaces - 35"W x 156"H

Production, Installation, Freight Cost:      \$1,200 per side

**VERSAILLES CONFERENCE CENTER:** Versailles Conference Center houses the majority of Fontainebleau's meeting space.

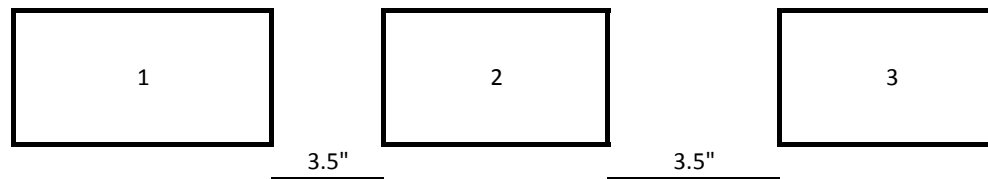
Level 1: Versailles Escalator Railing Panels:



3 Spaces Available:

- #1 Left: 38.5"W x 37"H
- #2 Center: 38.5"W x 37"H
- #3 Right: 38.5"W x 37"H


Display Diagram:



Production, Installation, Freight Cost:

\$300 per panel

Level 1: Versailles Escalator Panels: 4 Single-Sided Sections



Escalator Dimensions:

Top: 106"W x 31"H

Bottom: 96"W x 31"H

Sides: 424.5"W x 23"H

Escalator Positions (interior):

#1 - Down Left

#2 - Down Right

#3 - Up Left

#4 - Up Right

Production, Installation, Freight Cost:

\$3,750 per position x 4 positions

Level 1 Versailles Corridor - Hallway connecting Luster Gallerie to Ripple, Swirl, Rush, and Trickle meeting rooms



Interior Glass Display Dimensions:

#1A - 15.5"W x 82.5"H

#1B - 15.5"W x 82.5"H

#2A - 32.5"W x 82.5"H

#2B - 32.5"W x 82.5"H

#3A - 15.5"W x 82.5"H

#3B - 15.5"W x 82.5"H

(2) Hallway Mirrors: 42"W x 42"W

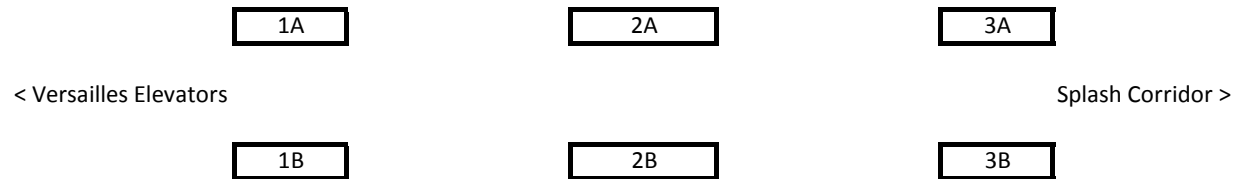
Production, Installation, Freight Cost:

1A,1B,3A,3B: \$350 each

2A, 2B: \$550 each

Mirror Graphics: \$400 each

Display Diagram:



Level 1 Splash Corridor Wall Graphic:



Production, Installation, Freight Cost:

\$2,300



Level 1 Splash Hallway: Hallway connecting Splash Corridor to Splash Meeting Rooms 1-12



Interior Glass Display Dimensions:

#1A - 36.25"W x 81.5"H

#1B - 36.25"W x 81.5"H

#2A - 31"W x 81.5"H

#2B - 31"W x 81.5"H

#3A - 56"W x 82.5"H

#3B - 56"W x 82.5"H

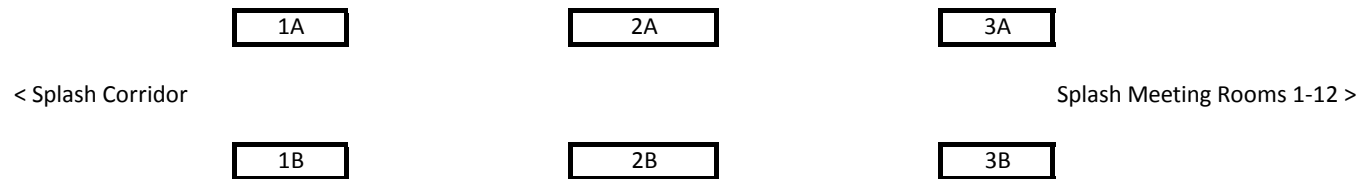
Production, Installation, Freight Cost:

1A / 1B - \$600 per panel

2A / 2B - \$550 per panel

3A / 3B - \$850 per panel

Display Diagram:

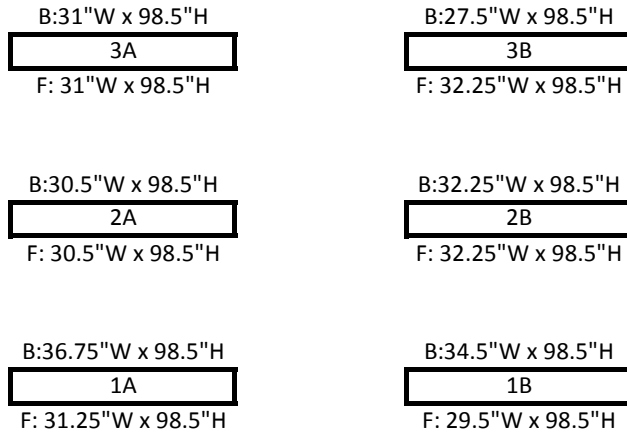


Level 1 Splash Hallway: Hallway connecting Splash Corridor to Splash Meeting Rooms 1-12 (Wood Faces)



Display Diagram:

^  
Splash Meeting Rooms 1-12



Production, Installation, Freight Costs:

1A / Front	\$600
1A / Back	\$675
1B / Front	\$600
1B / Back	\$650
2A / Front	\$600
2A / Back	\$600
2B / Front	\$650
2B / Back	\$650
3A / Front	\$600
3A / Back	\$600
3B / Front	\$650
3B / Back	\$600